

# Scrubber 50 Pro

## Innovative Robotic Floor Scrubber

Scrubber 50 Pro (S50 Pro) provides a consistent, high-quality clean that's backed by real-time actionable data. The solution was designed with the user and safety in mind, so teams can clean more with less work. S50 Pro offers smart path planning modes to simplify deployment, future environment updates and map customization.

- Autonomously cleans 8,000-12,000 sq. ft. per hour
- Medium-sized scrubber with unique recycling system, allowing continuous operation for up to 3 hours



## Streamline your cleaning operations

S50 Pro simplifies the floor cleaning process with little need for human intervention. It perceives environmental changes, updates the map and reroutes itself in real time -- you don't need to stand by to save it from getting lost or stuck. With the optional workstation, the robot can perform automatic power charging and water refill by itself.

- Smart obstacle avoidance and rerouting
- One-stop service workstation



## Meet your sustainability goals

S50 Pro is made of enduring, easy-to-recycle materials. It uses LFP batteries with a long lifespan of 2,000 cycles. Equipped with a water recycling filtration system, S50 Pro reduces around 75% of freshwater usage

- Durable LFP batteries of 2,000 cycles
- Built-in water-saving filtration system

## Ideal for a wide range of environments

Shopping malls | Supermarkets | Hospitals | Office Buildings | Hotels | Schools | And More

## Key Features

### Flexible and Efficient

Flexible cleaning configurations ensure compatibility with a range of floor types

### Superb Productivity

Up to 12,000 sq. ft. cleaning efficiency per hour with disc brush

### Ergonomic Manual Mode

Easy manual operation - effortlessly steer the machine with ergonomic handle

### Minimal Human Intervention

Optional workstation for self-docking power charging, water refill and discharge

### 5-Stage Filtration System

Recycling water and reducing ~75% of freshwater consumption

# S50 Pro Specifications

With scrubbing and dry mopping capabilities, a smart cleaning mode that allows the machine to chart the most efficient path on its own, an innovative water recycling system, and a battery charge time of only 1.5 hours -- all in a compact size and design -- the S50 Pro is your solution for optimal cleaning efficiency.

## DIMENSIONS

Length	33 in   860mm
Width	27 in   700 mm
Height	40 in   1,030 mm
Unladen Weight	330 lb   150kg
Scrubbing Width	20 in   500 mm
Squeegee Width	27.6 in   700 mm

## CLEANING

Cleaning Efficiency	12,000 ft <sup>2</sup> /h   1,115 m <sup>2</sup> /h
Brush Pressure	55 lb   25 kg
Clean Water Tank	6.3 gal   24 L
Recovered Water Tank	4.8 gal   18 L

## MOVEMENT

Gradeability	4.6°
Max. Moving Speed	2 mph   1 m/s
Min. Distance from Wall	2-4 in   50-100 mm
Min. Passable Width (Auto)	36.6 in   930 mm
Min. Turnaround Width (Auto)	47 in   1,200 mm

## ELECTRICAL

Battery Type	Lithium Iron Phosphate
Battery Capacity	60 Ah
Rated Voltage	24 VDC
Max. Output Power	1.6 hp   1,200 W
Charging Time (60 Ah)	~1.5 hours
Uptime (60 Ah)	~3-8 hours

## SENSING

Standard	2D LiDAR, 3D Depth Camera, 3D ToF Camera, Ultrasonic
----------	--


Front



Back




## Compatible with a range of hard floor types




Stone




Terrazzo




Ceramic  
Tile



PVC & Vinyl



Epoxy



Concrete